

SHELDON PICNIC TABLE

SPT300-JNR



SPT300-JNR/C/TRC3-DO/GL

EXTERNAL FURNITURE SOLUTIONS

LANGLEYDESIGN

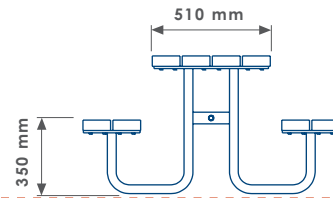
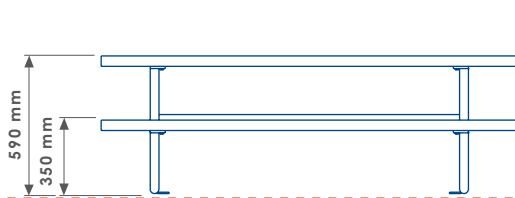
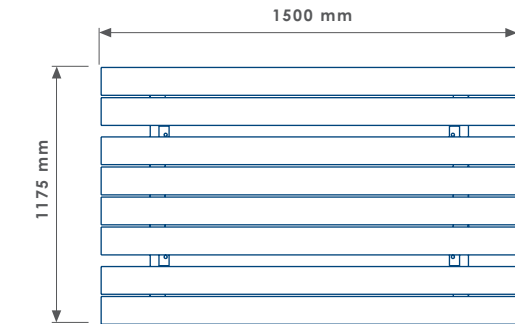
CODING METHOD

PRODUCT CODE	FIXING METHOD	SLAT MATERIAL	METAL FINISH	OTHER
SPT300-JNR	C	TRC3-DO	GL	

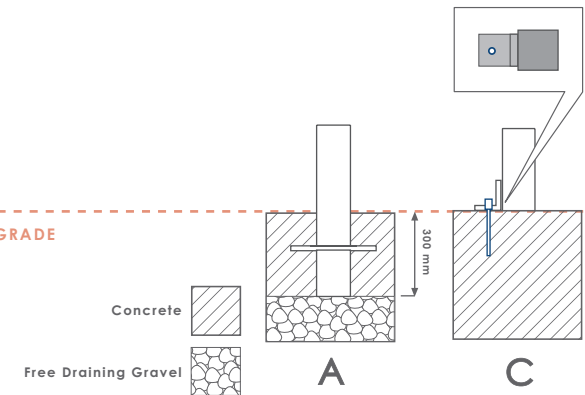
* Technical drawings not to scale

NOTE-

- Site Engineer to determine suitable fixing method.
- Fixing bolts by others - 12 mm dia. holes (use M10 bolts).
- If required Type A below ground fixings can be supplied concrete foundation and concrete mix to be determined on site taking ground conditions into account.
- If the picnic table is for use by older children then specific heights need to be used in accordance with BSEN-1729. Speak to sales office for a more details on heights for different age groups.
- If required to be free standing, a granite plinth can be provided at additional cost



FINISHED GRADE



SHELDON PICNIC TABLE SPT300-JNR

PRODUCT DIMENSIONS	HEIGHT	590 mm	LENGTH	1500 mm	WIDTH	1175 mm	WEIGHT	60 Kg	CAPACITY		SEAT HEIGHT	350 mm	OTHER	
--------------------	--------	--------	--------	---------	-------	---------	--------	-------	----------	--	-------------	--------	-------	--

FIXING OPTION	DESCRIPTION	CODE	SELECT
	Direct Embedment/Root Fix	A	<input checked="" type="checkbox"/>
	Below Finished Grade Base Fix	B	<input type="checkbox"/>
	Surface Mount	C	<input checked="" type="checkbox"/>
	Plinth Mount - Buff Exposed Aggregate	D-BEA	<input type="checkbox"/>
	Plinth Mount - Buff Granite	D-BG	<input type="checkbox"/>
	Plinth Mount - Grey Granite	D-GG	<input type="checkbox"/>
	Free Standing	FS	<input checked="" type="checkbox"/>
	Free Standing with Base Weight	FS-BW	<input type="checkbox"/>
	Wall Mount	WM	<input type="checkbox"/>
	Non Standard	NS	<input type="checkbox"/>
	To BREEAM Standard	B06/B08	<input type="checkbox"/>

SLAT MATERIAL	DESCRIPTION	CODE	SELECT
	Treated Redwood Class 3 Unstained	TRC3	<input checked="" type="checkbox"/>
	Treated Redwood Class 3 Stained Dark Oak	TRC3-DO	<input checked="" type="checkbox"/>
	Treated Redwood Class 4 Unstained	TRC4	<input checked="" type="checkbox"/>
	Treated Redwood Class 4 Stained Dark Oak	TRC4-DO	<input checked="" type="checkbox"/>
	Treated Softwood Unstained	TS	<input type="checkbox"/>
	Douglas Fir	DF	<input checked="" type="checkbox"/>
	FSC Hardwood Iroko	HI	<input checked="" type="checkbox"/>
	Recycled Plastic - Black	RP-BK	<input type="checkbox"/>
	Recycled Plastic - Grey	RP-GY	<input type="checkbox"/>
	Recycled Plastic - Green	RP-GN	<input type="checkbox"/>
	Recycled Plastic - Brown	RP-BR	<input type="checkbox"/>

METAL FINISH	DESCRIPTION	CODE	SELECT
	Aluminium Powder Coated	APC	<input type="checkbox"/>
	Galvanised	GL	<input checked="" type="checkbox"/>
	Galvanised and Powder Coated	GPC	<input checked="" type="checkbox"/>
	Zinc Plated and Powder Coated	PPC	<input type="checkbox"/>
	Stainless Steel	SS-304/316	<input checked="" type="checkbox"/>

TOP TYPE	DESCRIPTION	CODE	SELECT
	Apex Top	AT	<input type="checkbox"/>
	Chamfer Top	CT	<input type="checkbox"/>
	Dome Top	DT	<input type="checkbox"/>
	Flat Top	FT	<input type="checkbox"/>
	Open Top	OT	<input type="checkbox"/>
	Slant Top	ST	<input type="checkbox"/>

CONCRETE COLOUR	DESCRIPTION	CODE	SELECT
	Concrete Colour - Light Grey	LG	<input type="checkbox"/>
	Concrete Colour - White	WT	<input type="checkbox"/>
	Concrete Colour - Buff	BF	<input type="checkbox"/>
	Concrete Colour - Black	BK	<input type="checkbox"/>
	Concrete Colour - Red	RD	<input type="checkbox"/>
	Concrete Colour - Standard Grey	SG	<input type="checkbox"/>
	Concrete Colour - Non Standard	NS	<input type="checkbox"/>

FINISH	DESCRIPTION	CODE	SELECT
	Concrete Finish - Dressed Finish	DS	<input type="checkbox"/>
	Concrete Finish - Satin Shine	SH	<input type="checkbox"/>
	Concrete Finish - Deluxe Polish (top)	DP	<input type="checkbox"/>
	Concrete Finish - Textured Finish	TF	<input type="checkbox"/>