

# SHELDON PICNIC TABLE

SPT300



SPT300/A/TRC4/GL

EXTERNAL FURNITURE SOLUTIONS

LANGLEYDESIGN

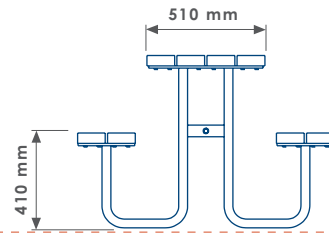
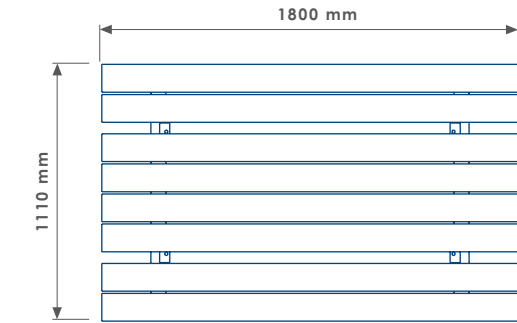
## CODING METHOD

PRODUCT CODE	FIXING METHOD	SLAT MATERIAL	METAL FINISH	OTHER
SPT300	A	TRC4	GL	

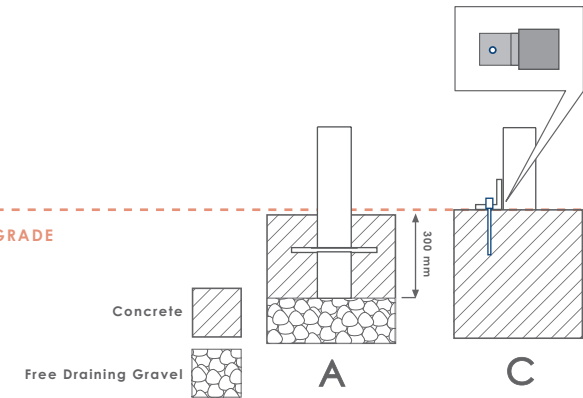
\* Technical drawings not to scale

**NOTE-**

- Site Engineer to determine suitable fixing method.
- Fixing bolts by others - 12 mm dia. holes (use M10 bolts).
- If required Type A below ground fixings can be supplied concrete foundation and concrete mix to be determined on site taking ground conditions into account.



FINISHED GRADE



# SHELDON PICNIC TABLE    SPT300

PRODUCT DIMENSIONS	HEIGHT	745 mm	LENGTH	1800 mm	WIDTH	1110 mm	WEIGHT	80 Kg	CAPACITY		SEAT HEIGHT	410 mm	OTHER	
--------------------	--------	--------	--------	---------	-------	---------	--------	-------	----------	--	-------------	--------	-------	--

FIXING OPTION	Option	Status
Direct Embedment/Root Fix	A	<input checked="" type="checkbox"/>
Below Finished Grade Base Fix	B	<input type="checkbox"/>
Surface Mount	C	<input checked="" type="checkbox"/>
Plinth Mount - Buff Exposed Aggregate	D-BEA	<input type="checkbox"/>
Plinth Mount - Buff Granite	D-BG	<input type="checkbox"/>
Plinth Mount - Grey Granite	D-GG	<input type="checkbox"/>
Free Standing	FS	<input checked="" type="checkbox"/>
Free Standing with Base Weight	FS-BW	<input type="checkbox"/>
Wall Mount	WM	<input type="checkbox"/>
Non Standard	NS	<input type="checkbox"/>
To BREEAM Standard	B06/B08	<input type="checkbox"/>

SLAT MATERIAL	Material	Status
Treated Redwood Class 3 Unstained	TRC3	<input checked="" type="checkbox"/>
Treated Redwood Class 3 Stained Dark Oak	TRC3-DO	<input checked="" type="checkbox"/>
Treated Redwood Class 4 Unstained	TRC4	<input checked="" type="checkbox"/>
Treated Redwood Class 4 Stained Dark Oak	TRC4-DO	<input checked="" type="checkbox"/>
Treated Softwood Unstained	TS	<input type="checkbox"/>
Douglas Fir	DF	<input checked="" type="checkbox"/>
FSC Hardwood Iroko	HI	<input checked="" type="checkbox"/>
Recycled Plastic - Black	RP-BK	<input type="checkbox"/>
Recycled Plastic - Grey	RP-GY	<input type="checkbox"/>
Recycled Plastic - Green	RP-GN	<input type="checkbox"/>
Recycled Plastic - Brown	RP-BR	<input type="checkbox"/>

METAL FINISH	Finish	Status
Aluminium Powder Coated	APC	<input type="checkbox"/>
Galvanised	GL	<input checked="" type="checkbox"/>
Galvanised and Powder Coated	GPC	<input checked="" type="checkbox"/>
Zinc Plated and Powder Coated	PPC	<input type="checkbox"/>
Stainless Steel	SS-304/316	<input checked="" type="checkbox"/>

TOP TYPE	Type	Status
Apex Top	AT	<input type="checkbox"/>
Chamfer Top	CT	<input type="checkbox"/>
Dome Top	DT	<input type="checkbox"/>
Flat Top	FT	<input type="checkbox"/>
Open Top	OT	<input type="checkbox"/>
Slant Top	ST	<input type="checkbox"/>

CONCRETE COLOUR	Colour	Status
Concrete Colour - Light Grey	LG	<input type="checkbox"/>
Concrete Colour - White	WT	<input type="checkbox"/>
Concrete Colour - Buff	BF	<input type="checkbox"/>
Concrete Colour - Black	BK	<input type="checkbox"/>
Concrete Colour - Red	RD	<input type="checkbox"/>
Concrete Colour - Standard Grey	SG	<input type="checkbox"/>
Concrete Colour - Non Standard	NS	<input type="checkbox"/>

FINISH	Finish	Status
Concrete Finish - Dressed Finish	DS	<input type="checkbox"/>
Concrete Finish - Satin Shine	SH	<input type="checkbox"/>
Concrete Finish - Deluxe Polish (top)	DP	<input type="checkbox"/>
Concrete Finish - Textured Finish	TF	<input type="checkbox"/>