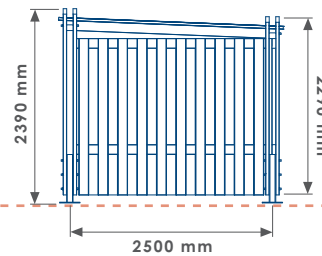
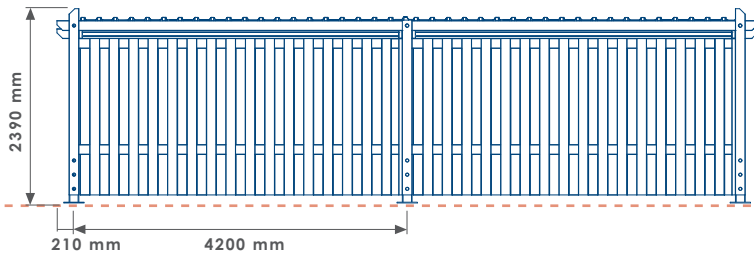
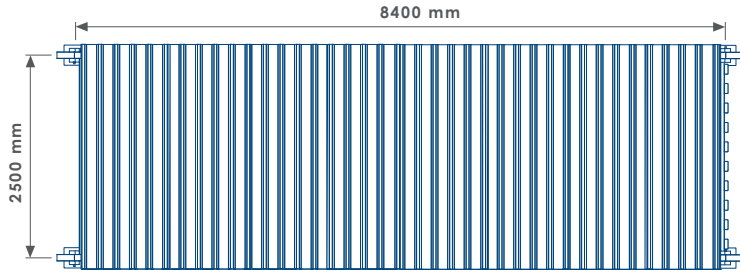
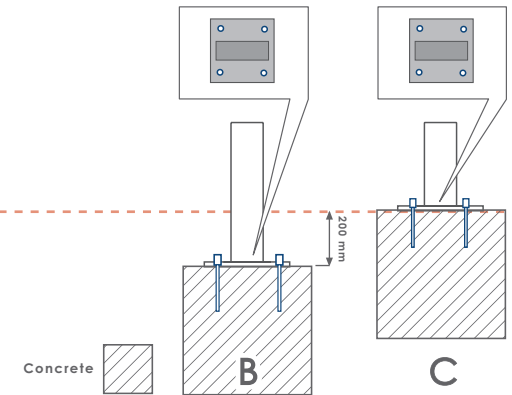




SPG312/B/TRC3/GL



FINISHED GRADE



CODING METHOD				
PRODUCT CODE	FIXING METHOD	SLAT MATERIAL	METAL FINISH	NUMBER OF BAYS
SPG312	B	TRC3	GL	2

* Technical drawings not to scale

NOTE-

- Site Engineer to determine suitable fixing method.
- Fixing bolts by others - 14 mm dia. holes (use M12 bolts).
- Size of concrete foundation and concrete mix to be determined on site, taking ground conditions into account and local wind and snow loads.
- Roof covering in Stucco profile aluminium sheet or 16 mm Multiwall polycarbonate as standard.

SHELDON SHELTER SPG312

PRODUCT DIMENSIONS	HEIGHT	2390 mm	LENGTH	8400 mm	WIDTH	2500 mm	WEIGHT		CAPACITY		SEAT HEIGHT	
---------------------------	--------	---------	--------	---------	-------	---------	--------	--	----------	--	-------------	--

FIXING OPTION	Direct Embedment/Root Fix	A
	Below Finished Grade Base Fix	B <input checked="" type="checkbox"/>
	Surface Mount	C <input checked="" type="checkbox"/>
	Plinth Mount - Buff Exposed Aggregate	D-BEA
	Plinth Mount - Buff Granite	D-BG
	Plinth Mount - Grey Granite	D-GG
	Free Standing	FS
	Free Standing with Base Weight	FS-BW
	Wall Mount	WM
	Non Standard	NS
To BREEAM Standard	B06/B08	

SLAT MATERIAL	Treated Redwood Class 3 Unstained	TRC3
	Treated Redwood Class 3 Stained Dark Oak	TRC3-DO <input checked="" type="checkbox"/>
	Treated Redwood Class 4 Unstained	TRC4 <input checked="" type="checkbox"/>
	Treated Redwood Class 4 Stained Dark Oak	TRC4-DO <input checked="" type="checkbox"/>
	Treated Softwood Unstained	TS
	Douglas Fir	DF <input checked="" type="checkbox"/>
	FSC Hardwood Iroko	HI <input checked="" type="checkbox"/>
	Recycled Plastic - Black	RP-BK
	Recycled Plastic - Grey	RP-GY
	Recycled Plastic - Green	RP-GN
Recycled Plastic - Brown	RP-BR	

TOP TYPE	METAL FINISH	
	Aluminium Powder Coated	APC
	Galvanised	GL <input checked="" type="checkbox"/>
	Galvanised and Powder Coated	GPC <input checked="" type="checkbox"/>
	Zinc Plated and Powder Coated	PPC
	Stainless Steel	SS-304/316 <input checked="" type="checkbox"/>
	Apex Top	AT
	Chamfer Top	CT
	Dome Top	DT
	Flat Top	FT
Open Top	OT	
Slant Top	ST	

CANOPY COLOUR	Black	502-8450		BK
	White	502-8102		WT
	Champagne	502-8341		CP
	Concrete	502-2167		CC
	Boulder	502-2171		BO
	Navy	502-1125		NV
	Midnight Blue	502-2161		MB
	Poppy	502-8255		PP
	Mandarin	502-8204		MA
	Buttercup	502-2166		BC
Tennis	502-8056		TN	