

SHELDON PERGOLA

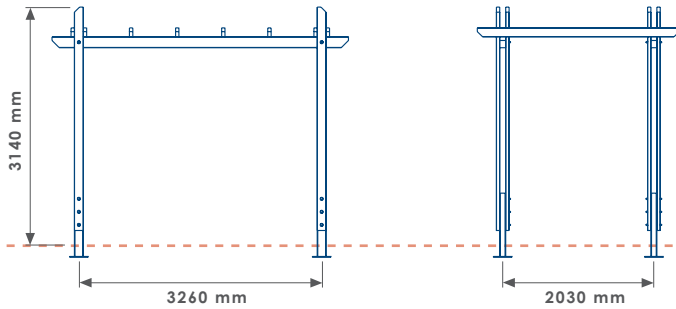
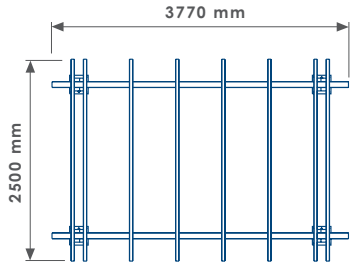
SPG300



SPG300/B/HI/GL

EXTERNAL FURNITURE SOLUTIONS

LANGLEYDESIGN

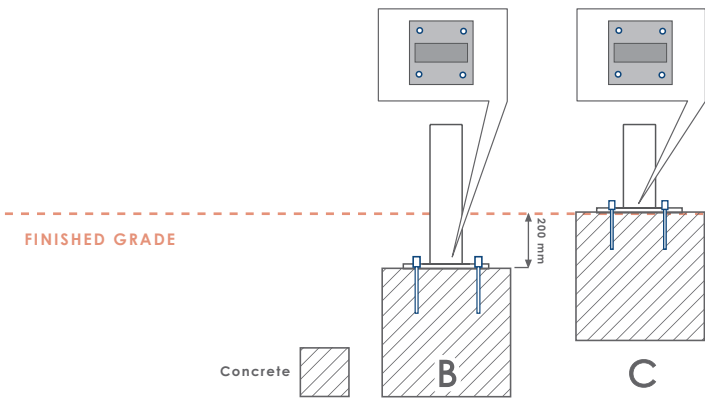


CODING METHOD				
PRODUCT CODE	FIXING METHOD	SLAT MATERIAL	METAL FINISH	NUMBER OF BAYS
SPG300	B	HI	GL	1

* Technical drawings not to scale

NOTE-

- Site Engineer to determine suitable fixing method.
- Fixing bolts by others - 14 mm dia. holes (use M12 bolts).
- Size of concrete foundation and concrete mix to be determined on site taking ground conditions into account and any risk of wind exposure.
- Photograph and drawing differ, product supplied will be as drawing unless specified.



SHELDON PERGOLA SPG300

PRODUCT DIMENSIONS	HEIGHT	3140 mm	LENGTH	3770 mm	WIDTH	2500 mm	WEIGHT	270 Kg	CAPACITY		SEAT HEIGHT	
---------------------------	---------------	---------	---------------	---------	--------------	---------	---------------	--------	-----------------	--	--------------------	--

FIXING OPTION	Direct Embedment/Root Fix	A	
	Below Finished Grade Base Fix	B	<input checked="" type="checkbox"/>
	Surface Mount	C	<input checked="" type="checkbox"/>
	Plinth Mount - Buff Exposed Aggregate	D-BEA	
	Plinth Mount - Buff Granite	D-BG	
	Plinth Mount - Grey Granite	D-GG	
	Free Standing	FS	
	Free Standing with Base Weight	FS-BW	
	Wall Mount	WM	
	Non Standard	NS	
To BREEAM Standard	B06/B08		

SLAT MATERIAL	Treated Redwood Class 3 Unstained	TRC3	<input type="checkbox"/>
	Treated Redwood Class 3 Stained Dark Oak	TRC3-DO	<input checked="" type="checkbox"/>
	Treated Redwood Class 4 Unstained	TRC4	<input checked="" type="checkbox"/>
	Treated Redwood Class 4 Stained Dark Oak	TRC4-DO	<input checked="" type="checkbox"/>
	Treated Softwood Unstained	TS	
	Douglas Fir	DF	<input checked="" type="checkbox"/>
	FSC Hardwood Iroko	HI	<input checked="" type="checkbox"/>
	Recycled Plastic - Black	RP-BK	
	Recycled Plastic - Grey	RP-GY	
	Recycled Plastic - Green	RP-GN	
Recycled Plastic - Brown	RP-BR		

METAL FINISH	Aluminium Powder Coated	APC		
	Galvanised	GL	<input checked="" type="checkbox"/>	
	Galvanised and Powder Coated	GPC	<input checked="" type="checkbox"/>	
	Zinc Plated and Powder Coated	PPC		
	Stainless Steel	SS-304/316	<input checked="" type="checkbox"/>	
	TOP TYPE	Apex Top	AT	
	Chamfer Top	CT		
	Dome Top	DT		
	Flat Top	FT		
	Open Top	OT		
Slant Top	ST			

CANOPY COLOUR	Black	502-8450	<input type="checkbox"/>	BK	
	White	502-8102	<input type="checkbox"/>	WT	
	Champagne	502-8341	<input type="checkbox"/>	CP	
	Concrete	502-2167	<input type="checkbox"/>	CC	
	Boulder	502-2171	<input type="checkbox"/>	BO	
	Navy	502-1125	<input type="checkbox"/>	NV	
	Midnight Blue	502-2161	<input type="checkbox"/>	MB	
	Poppy	502-8255	<input type="checkbox"/>	PP	
	Mandarin	502-8204	<input type="checkbox"/>	MA	
	Buttercup	502-2166	<input type="checkbox"/>	BC	
Tennis	502-8056	<input type="checkbox"/>	TN		