

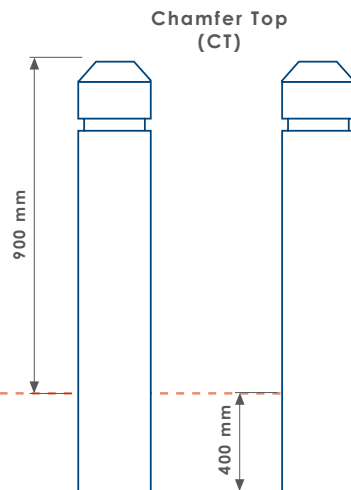
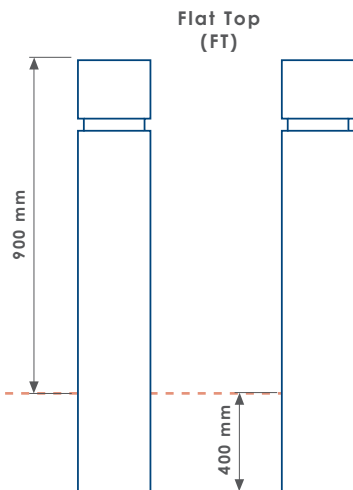
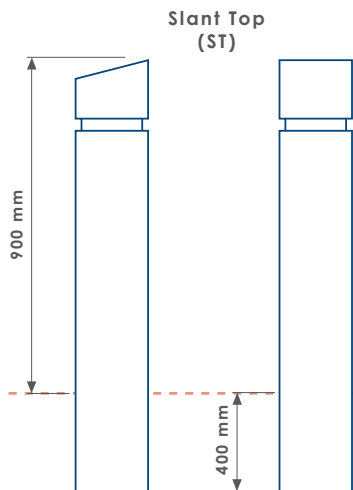
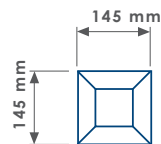
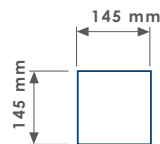
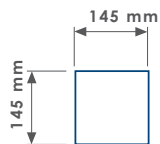
SHELDON BOLLARD

SBD300

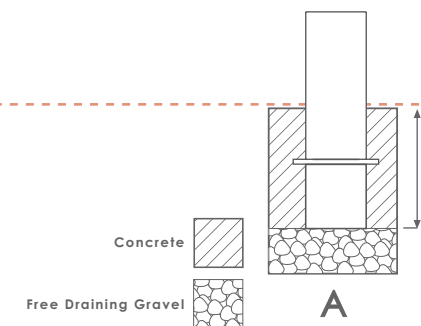


SBD300/A/TS/CT





FINISHED GRADE



### CODING METHOD

PRODUCT CODE	FIXING METHOD	SLAT MATERIAL	METAL FINISH	TOP TYPE
SBD300	A	TS		CT

\* Technical drawings not to scale

#### NOTE-

- Site Engineer to determine suitable fixing method.
- Fixing bolts by others - 12 mm dia. holes (use M10 bolts).
- Size of concrete foundation and concrete mix to be determined on site taking ground conditions into account.  
(Suggested minimum size 450 mm x 450 mm x 450 mm)

## SHELDON BOLLARD SBD300

PRODUCT DIMENSIONS	HEIGHT	900 mm	LENGTH	145 mm	WIDTH	145 mm	WEIGHT		CAPACITY		SEAT HEIGHT		OVERALL HEIGHT	1300 mm
--------------------	--------	--------	--------	--------	-------	--------	--------	--	----------	--	-------------	--	----------------	---------

FIXING OPTION	Direct Embedment/Root Fix	A	<input checked="" type="checkbox"/>	SLAT MATERIAL	Treated Redwood Class 3 Unstained	TRC3		METAL FINISH	Aluminium Powder Coated	APC		CONCRETE COLOUR	Concrete Colour - Light Grey	LG	
	Below Finished Grade Base Fix	B	<input type="checkbox"/>		Treated Redwood Class 3 Stained Dark Oak	TRC3-DO			Galvanised	GL			Concrete Colour - White	WT	
	Surface Mount	C	<input type="checkbox"/>		Treated Redwood Class 4 Unstained	TRC4			Galvanised and Powder Coated	GPC			Concrete Colour - Buff	BF	
	Plinth Mount - Buff Exposed Aggregate	D-BEA	<input type="checkbox"/>		Treated Redwood Class 4 Stained Dark Oak	TRC4-DO			Zinc Plated and Powder Coated	PPC			Concrete Colour - Black	BK	
	Plinth Mount - Buff Granite	D-BG	<input type="checkbox"/>		Treated Softwood Unstained	TS	<input checked="" type="checkbox"/>		Stainless Steel	SS-304/316			Concrete Colour - Red	RD	
	Plinth Mount - Grey Granite	D-GG	<input type="checkbox"/>		Douglas Fir	DF	<input checked="" type="checkbox"/>		Apex Top	AT			Concrete Colour - Standard Grey	SG	
	Free Standing	FS	<input type="checkbox"/>		Hardwood	HI	<input checked="" type="checkbox"/>		Chamfer Top	CT			Concrete Colour - Non Standard	NS	
	Free Standing with Base Weight	FS-BW	<input type="checkbox"/>		Recycled Plastic - Black	RP-BK			Dome Top	DT	<input checked="" type="checkbox"/>		Concrete Colour - Dressed Finish	DS	
	Wall Mount	WM	<input type="checkbox"/>		Recycled Plastic - Grey	RP-GY			Flat Top	FT	<input checked="" type="checkbox"/>		Concrete Colour - Safin Shine	SH	
	Non Standard	NS	<input type="checkbox"/>		Recycled Plastic - Green	RP-GN			Open Top	OT	<input type="checkbox"/>		Concrete Colour - Deluxe Polish (top)	DP	
To BREEAM Standard	B06/B08	<input type="checkbox"/>	Recycled Plastic - Brown	RP-BR		Slant Top	ST	<input checked="" type="checkbox"/>	Concrete Colour - Textured Finish	TF					