

# SHELDON SEAT

SST302

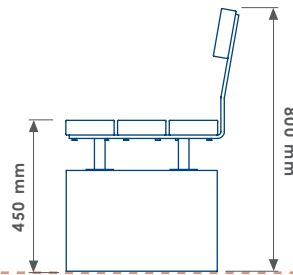
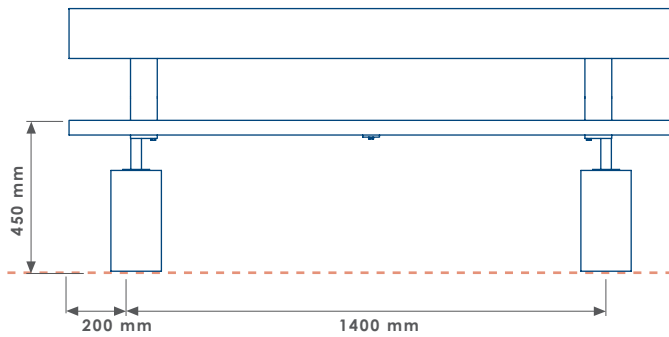
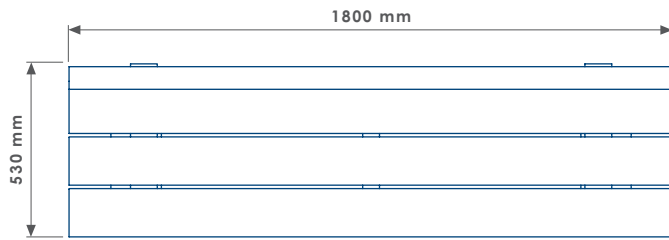


SST302/D-GG/TRC3-DO/GL

EXTERNAL FURNITURE SOLUTIONS

LANGLEYDESIGN





FINISHED GRADE

CODING METHOD				
PRODUCT CODE	FIXING METHOD	SLAT MATERIAL	METAL FINISH	OTHER
SST302	D-GG	TRC3-DO	GL	

\* Technical drawings not to scale

**NOTE-**

- Site Engineer to determine suitable fixing method.
- Option D can be resin bonded to a firm engineered finished grade.
- Specify armrests (AR) if required, to meet DDA guidelines.
- Specify double back slat (DBS) if required. Single back slat supplied as standard.

# SHELDON SEAT SST302

<b>PRODUCT DIMENSIONS</b>	<b>HEIGHT</b>	800 mm	<b>LENGTH</b>	1800 mm	<b>WIDTH</b>	530 mm	<b>WEIGHT</b>	135 Kg	<b>CAPACITY</b>		<b>SEAT HEIGHT</b>	450 mm	<b>OTHER</b>	
---------------------------	---------------	--------	---------------	---------	--------------	--------	---------------	--------	-----------------	--	--------------------	--------	--------------	--

<b>FIXING OPTION</b>	Direct Embedment/Root Fix	A	
	Below Finished Grade Base Fix	B	
	Surface Mount	C	
	Plinth Mount - Buff Exposed Aggregate	D-BEA	<input checked="" type="checkbox"/>
	Plinth Mount - Buff Granite	D-BG	<input checked="" type="checkbox"/>
	Plinth Mount - Grey Granite	D-GG	<input checked="" type="checkbox"/>
	Free Standing	FS	
	Free Standing with Base Weight	FS-BW	
	Wall Mount	WM	
	Non Standard	NS	
To BREEAM Standard	B06/B08		

<b>SLAT MATERIAL</b>	Treated Redwood Class 3 Unstained	TRC3	<input checked="" type="checkbox"/>
	Treated Redwood Class 3 Stained Dark Oak	TRC3-DO	<input checked="" type="checkbox"/>
	Treated Redwood Class 4 Unstained	TRC4	<input checked="" type="checkbox"/>
	Treated Redwood Class 4 Stained Dark Oak	TRC4-DO	<input checked="" type="checkbox"/>
	Treated Softwood Unstained	TS	
	Douglas Fir	DF	<input checked="" type="checkbox"/>
	FSC Hardwood Iroko	HI	<input checked="" type="checkbox"/>
	Recycled Plastic - Black	RP-BK	
	Recycled Plastic - Grey	RP-GY	
	Recycled Plastic - Green	RP-GN	
Recycled Plastic - Brown	RP-BR		

<b>METAL FINISH</b>	Aluminium Powder Coated	APC	
	Galvanised	GL	<input checked="" type="checkbox"/>
	Galvanised and Powder Coated	GPC	<input checked="" type="checkbox"/>
	Zinc Plated and Powder Coated	PPC	
	Stainless Steel	SS-304/316	<input checked="" type="checkbox"/>
<b>TOP TYPE</b>	Apex Top	AT	
	Chamfer Top	CT	
	Dome Top	DT	
	Flat Top	FT	
	Open Top	OT	
Slant Top	ST		

<b>CONCRETE COLOUR</b>	Concrete Colour - Light Grey	LG	
	Concrete Colour - White	WT	
	Concrete Colour - Buff	BF	
	Concrete Colour - Black	BK	
	Concrete Colour - Red	RD	
	Concrete Colour - Standard Grey	SG	
	Concrete Colour - Non Standard	NS	
	Concrete Colour - Dressed Finish	DS	
<b>FINISH</b>	Concrete Finish - Satin Shine	SH	
	Concrete Finish - Deluxe Polish (top)	DP	
	Concrete Finish - Textured Finish	TF	