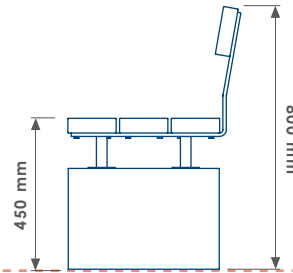
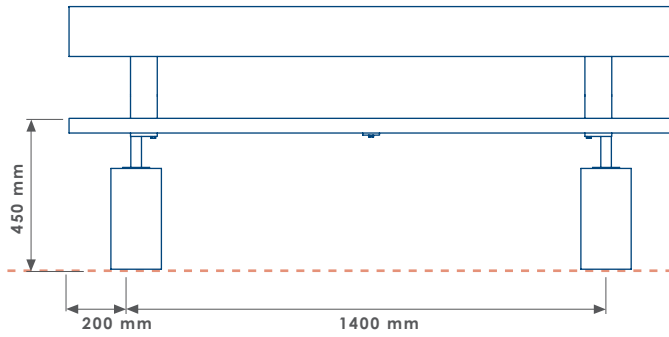
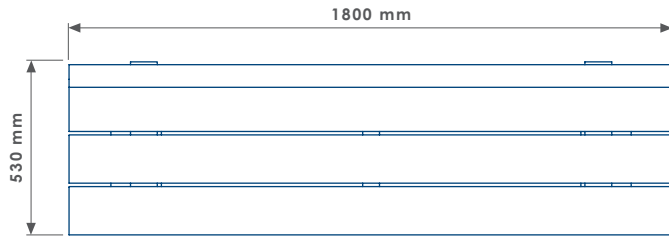




SST302/D-GG/HI/GL/DBS

(DOUBLE BACK SLAT OPTION)



FINISHED GRADE

CODING METHOD				
PRODUCT CODE	FIXING METHOD	SLAT MATERIAL	METAL FINISH	OTHER
SST302	D-GG	HI	GL	DBS

* Technical drawings not to scale

NOTE-

- Site Engineer to determine suitable fixing method.
- Option D can be resin bonded to a firm engineered finished grade.
- Specify armrests (AR) if required, to meet DDA guidelines.
- Specify double back slat (DBS) if required. Single back slat supplied as standard.

SHELDON SEAT SST302

PRODUCT DIMENSIONS	HEIGHT	800 mm	LENGTH	1800 mm	WIDTH	530 mm	WEIGHT	135 Kg	CAPACITY		SEAT HEIGHT	450 mm	OTHER	
---------------------------	---------------	--------	---------------	---------	--------------	--------	---------------	--------	-----------------	--	--------------------	--------	--------------	--

FIXING OPTION	Direct Embedment/Root Fix		A		SLAT MATERIAL	Treated Redwood Class 3 Unstained		TRC3	<input type="checkbox"/>	METAL FINISH	Aluminium Powder Coated		APC	<input type="checkbox"/>	CONCRETE COLOUR	Concrete Colour - Light Grey		LG	<input type="checkbox"/>
	Below Finished Grade Base Fix		B			Treated Redwood Class 3 Stained Dark Oak		TRC3-DO	<input checked="" type="checkbox"/>		Galvanised		GL	<input checked="" type="checkbox"/>		Concrete Colour - White		WT	<input type="checkbox"/>
	Surface Mount		C			Treated Redwood Class 4 Unstained		TRC4	<input checked="" type="checkbox"/>		Galvanised and Powder Coated		GPC	<input checked="" type="checkbox"/>		Concrete Colour - Buff		BF	<input type="checkbox"/>
	Plinth Mount - Buff Exposed Aggregate		D-BEA	<input checked="" type="checkbox"/>		Treated Redwood Class 4 Stained Dark Oak		TRC4-DO	<input checked="" type="checkbox"/>		Zinc Plated and Powder Coated		PPC	<input type="checkbox"/>		Concrete Colour - Black		BK	<input type="checkbox"/>
	Plinth Mount - Buff Granite		D-BG	<input checked="" type="checkbox"/>		Treated Softwood Unstained		TS	<input type="checkbox"/>		Stainless Steel		SS-304/316	<input checked="" type="checkbox"/>		Concrete Colour - Red		RD	<input type="checkbox"/>
	Plinth Mount - Grey Granite		D-GG	<input checked="" type="checkbox"/>		Douglas Fir		DF	<input checked="" type="checkbox"/>		Apex Top		AT	<input type="checkbox"/>		Concrete Colour - Standard Grey		SG	<input type="checkbox"/>
	Free Standing		FS	<input type="checkbox"/>		FSC Hardwood Iroko		HI	<input checked="" type="checkbox"/>		Chamfer Top		CT	<input type="checkbox"/>		Concrete Colour - Non Standard		NS	<input type="checkbox"/>
	Free Standing with Base Weight		FS-BW	<input type="checkbox"/>		Recycled Plastic - Black		RP-BK	<input type="checkbox"/>		Dome Top		DT	<input type="checkbox"/>		Concrete Finish - Dressed Finish		DS	<input type="checkbox"/>
	Wall Mount		WM	<input type="checkbox"/>		Recycled Plastic - Grey		RP-GY	<input type="checkbox"/>		Flat Top		FT	<input type="checkbox"/>		Concrete Finish - Satin Shine		SH	<input type="checkbox"/>
	Non Standard		NS	<input type="checkbox"/>		Recycled Plastic - Green		RP-GN	<input type="checkbox"/>		Open Top		OT	<input type="checkbox"/>		Concrete Finish - Deluxe Polish (top)		DP	<input type="checkbox"/>
To BREEAM Standard		B06/B08	<input type="checkbox"/>	Recycled Plastic - Brown		RP-BR	<input type="checkbox"/>	Slant Top		ST	<input type="checkbox"/>	Concrete Finish - Textured Finish		TF	<input type="checkbox"/>				