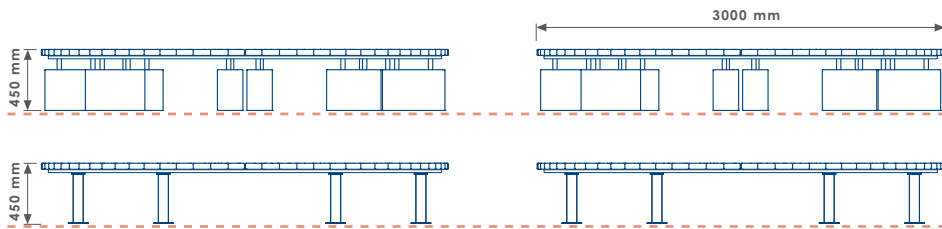
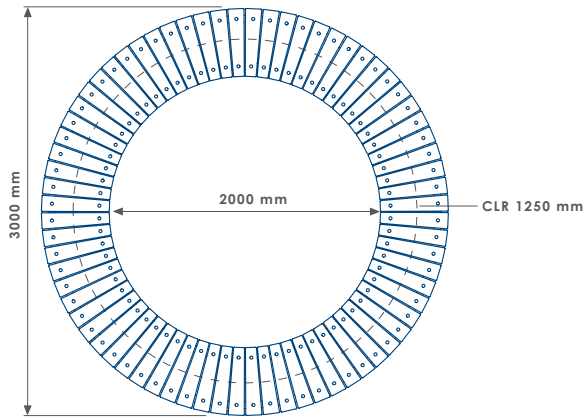


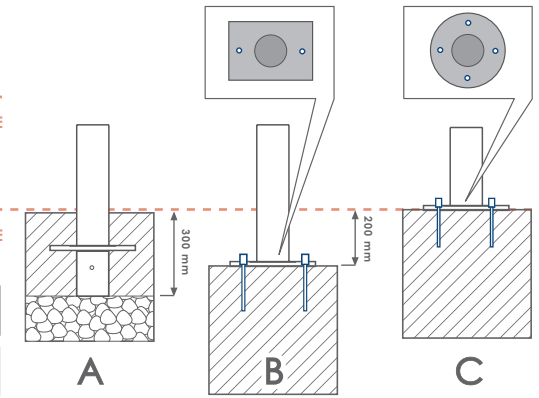
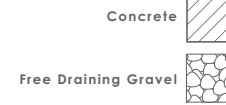


SBN335/D-GG/HI/GL



FINISHED GRADE

FINISHED GRADE



CODING METHOD				
PRODUCT CODE	FIXING METHOD	SLAT MATERIAL	METAL FINISH	OTHER
SBN335	D-GG	HI	GL	

* Technical drawings not to scale

NOTE-

- Site Engineer to determine suitable fixing method.
- Fixing bolts by others - 12 mm dia. holes (use M10 bolts).
- Option D can be resin bonded to a firm engineered finished grade.
- Size of concrete foundation and concrete mix to be determined on site taking ground conditions into account.
(Suggested minimum size 450 mm x 450 mm x 450 mm)

SHELDON BENCH SBN335

PRODUCT DIMENSIONS	HEIGHT 450 mm	LENGTH 3000 mm	WIDTH 3000 mm	WEIGHT 320 Kg	CAPACITY	SEAT HEIGHT	CENTER LINE RADIUS 1250 mm
---------------------------	----------------------	-----------------------	----------------------	----------------------	-----------------	--------------------	-----------------------------------

FIXING OPTION	Direct Embedment/Root Fix	A	<input checked="" type="checkbox"/>
	Below Finished Grade Base Fix	B	<input checked="" type="checkbox"/>
	Surface Mount	C	<input checked="" type="checkbox"/>
	Plinth Mount - Buff Exposed Aggregate	D-BEA	<input checked="" type="checkbox"/>
	Plinth Mount - Buff Granite	D-BG	<input checked="" type="checkbox"/>
	Plinth Mount - Grey Granite	D-GG	<input checked="" type="checkbox"/>
	Free Standing	FS	<input type="checkbox"/>
	Free Standing with Base Weight	FS-BW	<input type="checkbox"/>
	Wall Mount	WM	<input type="checkbox"/>
	Non Standard	NS	<input type="checkbox"/>
To BREEAM Standard	B06/B08	<input type="checkbox"/>	

SLAT MATERIAL	Treated Redwood Class 3 Unstained	TRC3	<input checked="" type="checkbox"/>
	Treated Redwood Class 3 Stained Dark Oak	TRC3-DO	<input checked="" type="checkbox"/>
	Treated Redwood Class 4 Unstained	TRC4	<input checked="" type="checkbox"/>
	Treated Redwood Class 4 Stained Dark Oak	TRC4-DO	<input checked="" type="checkbox"/>
	Treated Softwood Unstained	TS	<input type="checkbox"/>
	Douglas Fir	DF	<input checked="" type="checkbox"/>
	FSC Hardwood Iroko	HI	<input checked="" type="checkbox"/>
	Recycled Plastic - Black	RP-BK	<input checked="" type="checkbox"/>
	Recycled Plastic - Grey	RP-GY	<input checked="" type="checkbox"/>
	Recycled Plastic - Green	RP-GN	<input checked="" type="checkbox"/>
Recycled Plastic - Brown	RP-BR	<input checked="" type="checkbox"/>	

METAL FINISH	Aluminium Powder Coated	APC	<input type="checkbox"/>
	Galvanised	GL	<input checked="" type="checkbox"/>
	Galvanised and Powder Coated	GPC	<input checked="" type="checkbox"/>
	Zinc Plated and Powder Coated	PPC	<input type="checkbox"/>
	Stainless Steel	SS-304/316	<input checked="" type="checkbox"/>
	Apex Top	AT	<input type="checkbox"/>
	Chamfer Top	CT	<input type="checkbox"/>
	Dome Top	DT	<input type="checkbox"/>
	Flat Top	FT	<input type="checkbox"/>
	Open Top	OT	<input type="checkbox"/>
Slant Top	ST	<input type="checkbox"/>	

CONCRETE COLOUR	Concrete Colour - Light Grey	LG	<input type="checkbox"/>
	Concrete Colour - White	WT	<input type="checkbox"/>
	Concrete Colour - Buff	BF	<input type="checkbox"/>
	Concrete Colour - Black	BK	<input type="checkbox"/>
	Concrete Colour - Red	RD	<input type="checkbox"/>
	Concrete Colour - Standard Grey	SG	<input type="checkbox"/>
	Concrete Colour - Non Standard	NS	<input type="checkbox"/>
	Concrete Finish - Dressed Finish	DS	<input type="checkbox"/>
	Concrete Finish - Satin Shine	SH	<input type="checkbox"/>
	Concrete Finish - Deluxe Polish (top)	DP	<input type="checkbox"/>
Concrete Finish - Textured Finish	TF	<input type="checkbox"/>	