

# SHELDON BENCH

SBN301



SBN301/A/TRC3-DO/GPC

EXTERNAL FURNITURE SOLUTIONS

LANGLEYDESIGN



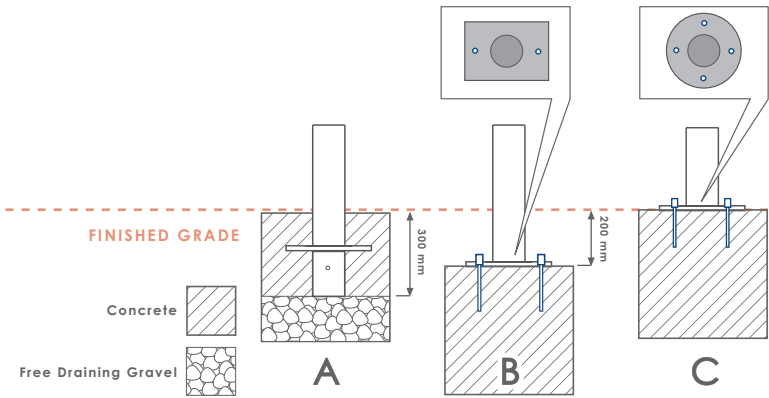
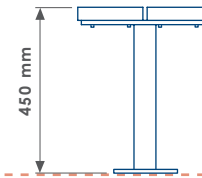
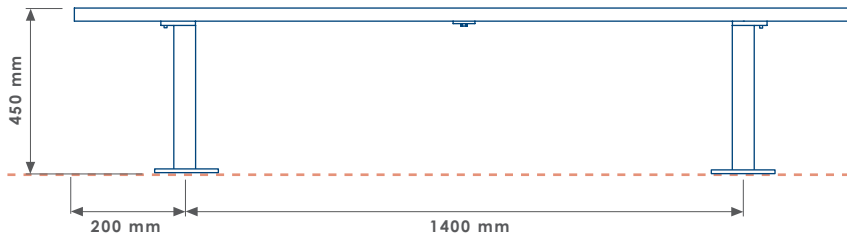
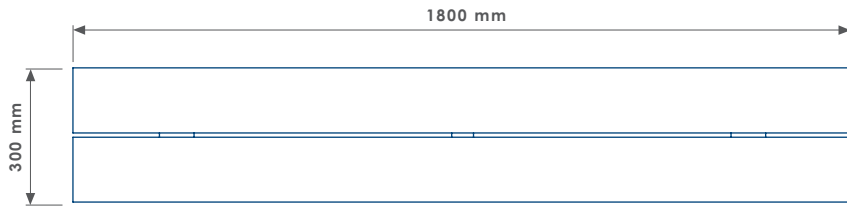
## CODING METHOD

PRODUCT CODE	FIXING METHOD	SLAT MATERIAL	METAL FINISH	OTHER
SBN301	A	TRC3-DO	GPC	

\* Technical drawings not to scale

**NOTE-**

- Site Engineer to determine suitable fixing method.
- Fixing bolts by others - 12 mm dia. holes (use M10 bolts).
- Size of concrete foundation and concrete mix to be determined on site taking ground conditions into account.  
(Suggested minimum size 450 mm x 450 mm x 450 mm)



# SHELDON BENCH    SBN301

PRODUCT DIMENSIONS	HEIGHT	450 mm	LENGTH	1800 mm	WIDTH	300 mm	WEIGHT	22 Kg	CAPACITY		SEAT HEIGHT		OTHER	
--------------------	--------	--------	--------	---------	-------	--------	--------	-------	----------	--	-------------	--	-------	--

FIXING OPTION			
Direct Embedment/Root Fix	A	<input checked="" type="checkbox"/>	
Below Finished Grade Base Fix	B	<input checked="" type="checkbox"/>	
Surface Mount	C	<input checked="" type="checkbox"/>	
Plinth Mount - Buff Exposed Aggregate	D-BEA		
Plinth Mount - Buff Granite	D-BG		
Plinth Mount - Grey Granite	D-GG		
Free Standing	FS		
Free Standing with Base Weight	FS-BW		
Wall Mount	WM		
Non Standard	NS		
To BREEAM Standard	B06/B08		

SLAT MATERIAL		
Treated Redwood Class 3 Unstained	TRC3	<input checked="" type="checkbox"/>
Treated Redwood Class 3 Stained Dark Oak	TRC3-DO	<input checked="" type="checkbox"/>
Treated Redwood Class 4 Unstained	TRC4	<input checked="" type="checkbox"/>
Treated Redwood Class 4 Stained Dark Oak	TRC4-DO	<input checked="" type="checkbox"/>
Treated Softwood Unstained	TS	
Douglas Fir	DF	<input checked="" type="checkbox"/>
FSC Hardwood Iroko	HI	<input checked="" type="checkbox"/>
Recycled Plastic - Black	RP-BK	
Recycled Plastic - Grey	RP-GY	
Recycled Plastic - Green	RP-GN	
Recycled Plastic - Brown	RP-BR	

METAL FINISH		
Aluminium Powder Coated	APC	
Galvanised	GL	<input checked="" type="checkbox"/>
Galvanised and Powder Coated	GPC	<input checked="" type="checkbox"/>
Zinc Plated and Powder Coated	PPC	
Stainless Steel	SS-304/316	<input checked="" type="checkbox"/>

TOP TYPE		
Apex Top	AT	
Chamfer Top	CT	
Dome Top	DT	
Flat Top	FT	
Open Top	OT	
Slant Top	ST	

CONCRETE COLOUR		
Concrete Colour - Light Grey	LG	
Concrete Colour - White	WT	
Concrete Colour - Buff	BF	
Concrete Colour - Black	BK	
Concrete Colour - Red	RD	
Concrete Colour - Standard Grey	SG	
Concrete Colour - Non Standard	NS	

FINISH		
Concrete Finish - Dressed Finish	DS	
Concrete Finish - Satin Shine	SH	
Concrete Finish - Deluxe Polish (top)	DP	
Concrete Finish - Textured Finish	TF	