


PEWSHAM RECYCLED BOLLARD

PBD400



PBD400/A/RB

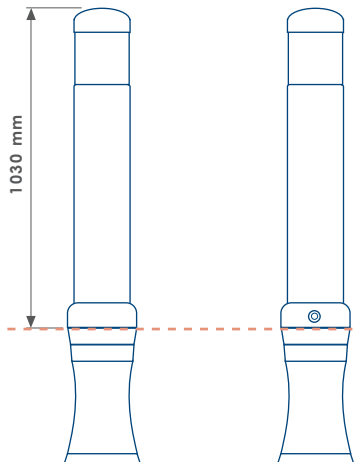
## CODING METHOD

PRODUCT CODE	FIXING METHOD	PLASTIC COLOUR	METAL FINISH	OTHER
PBD400	A	RB		

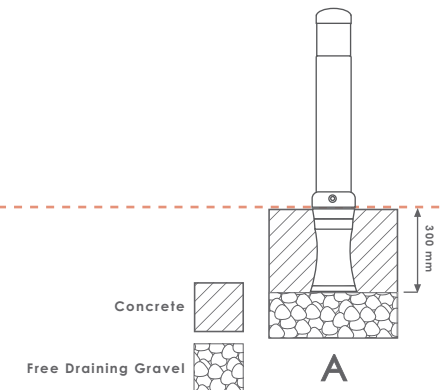
\* Technical drawings not to scale

**NOTE-**

- Site Engineer to determine suitable fixing method.
- Size of concrete foundation to be determined on site taking ground conditions into account (minimum size 450 mm x 450 mm x 450 mm).
- Please specify Reflective Banding needs (Class ref 1 or 2).



FINISHED GRADE



# PEWSHAM RECYCLED BOLLARD PBD400

PRODUCT DIMENSIONS	HEIGHT	1030 mm	LENGTH	166 mm	WIDTH	166 mm	WEIGHT		CAPACITY		SEAT HEIGHT		OTHER	
--------------------	--------	---------	--------	--------	-------	--------	--------	--	----------	--	-------------	--	-------	--

FIXING OPTION		
Direct Embedment/Root Fix	A	<input checked="" type="checkbox"/>
Below Finished Grade Base Fix	B	<input type="checkbox"/>
Surface Mount	C	<input type="checkbox"/>
Plinth Mount - Buff Exposed Aggregate	D-BEA	<input type="checkbox"/>
Plinth Mount - Buff Granite	D-BG	<input type="checkbox"/>
Plinth Mount - Grey Granite	D-GG	<input type="checkbox"/>
Free Standing	FS	<input type="checkbox"/>
Free Standing with Base Weight	FS-BW	<input type="checkbox"/>
Wall Mount	WM	<input type="checkbox"/>
Non Standard	NS	<input type="checkbox"/>
To BREEAM Standard	B06/B08	<input type="checkbox"/>

SLAT MATERIAL		
Treated Redwood Class 3 Unstained	TRC3	<input type="checkbox"/>
Treated Redwood Class 3 Stained Dark Oak	TRC3-DO	<input type="checkbox"/>
Treated Redwood Class 4 Unstained	TRC4	<input type="checkbox"/>
Treated Redwood Class 4 Stained Dark Oak	TRC4-DO	<input type="checkbox"/>
Treated Softwood Unstained	TS	<input type="checkbox"/>
Douglas Fir	DF	<input type="checkbox"/>
FSC Hardwood Iroko	HI	<input type="checkbox"/>
Recycled Plastic - Black	RP-BK	<input type="checkbox"/>
Recycled Plastic - Grey	RP-GY	<input type="checkbox"/>
Recycled Plastic - Green	RP-GN	<input type="checkbox"/>
Recycled Plastic - Brown	RP-BR	<input type="checkbox"/>

METAL FINISH		
Aluminium Powder Coated	APC	<input type="checkbox"/>
Galvanised	GL	<input type="checkbox"/>
Galvanised and Powder Coated	GPC	<input type="checkbox"/>
Zinc Plated and Powder Coated	PPC	<input type="checkbox"/>
Stainless Steel	SS-304/316	<input type="checkbox"/>

TOP TYPE		
Apex Top	AT	<input type="checkbox"/>
Chamfer Top	CT	<input type="checkbox"/>
Dome Top	DT	<input type="checkbox"/>
Flat Top	FT	<input type="checkbox"/>
Open Top	OT	<input type="checkbox"/>
Slant Top	ST	<input type="checkbox"/>

PLASTIC COLOUR					
Recycled Black	<input checked="" type="checkbox"/>	RB	<input checked="" type="checkbox"/>	Recycled Multi	<input checked="" type="checkbox"/>
Black	<input type="checkbox"/>	BK	<input type="checkbox"/>	Onyx	<input type="checkbox"/>
Light Grey	<input type="checkbox"/>	LG	<input type="checkbox"/>	Burgundy	<input type="checkbox"/>
Admiralty Grey	<input type="checkbox"/>	AG	<input type="checkbox"/>	Grey White	<input type="checkbox"/>
Medway Blue	<input type="checkbox"/>	MB	<input type="checkbox"/>	Bluebell White	<input type="checkbox"/>
Boat Blue	<input type="checkbox"/>	BB	<input type="checkbox"/>	Ultramarine Blue	<input type="checkbox"/>
Classic Navy	<input type="checkbox"/>	CN	<input type="checkbox"/>	Dark Aqua	<input type="checkbox"/>
Red Signal	<input type="checkbox"/>	RS	<input type="checkbox"/>	Pallet Orange	<input type="checkbox"/>
Heather Violet	<input type="checkbox"/>	HV	<input type="checkbox"/>	Lime Green	<input type="checkbox"/>
Golden Yellow	<input type="checkbox"/>	YE	<input type="checkbox"/>	RSJ Green	<input type="checkbox"/>
Racing Green	<input type="checkbox"/>	RG	<input type="checkbox"/>	Heritage Green	<input type="checkbox"/>