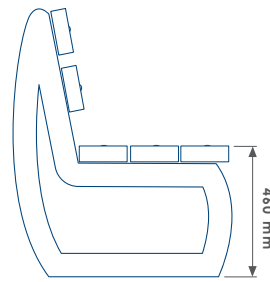
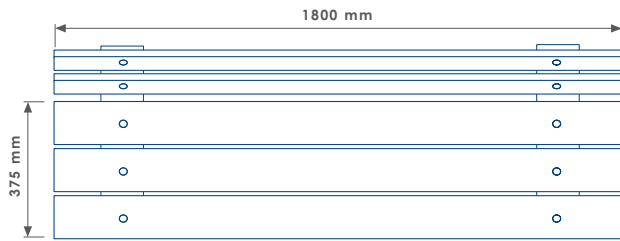




PST402/FS/RP-BK



CODING METHOD

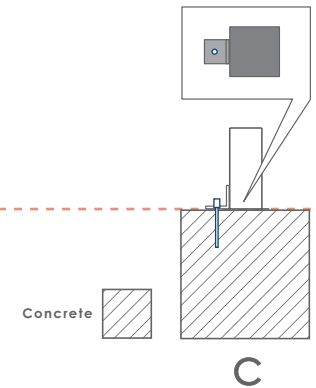
PRODUCT CODE	FIXING METHOD	SLAT MATERIAL	METAL FINISH	OTHER
PST402	FS	RP-BK		

* Technical drawings not to scale

NOTE-

- Site Engineer to determine suitable fixing method.
- Fixing bolts by others - 12 mm dia. holes (use M10/12 bolts).
- Size of concrete foundation to be determined on site taking ground conditions into account (minimum size 450 mm x 450 mm x 450 mm).
- More Recycled Plastic colours are also available.

FINISHED GRADE



PEWSHAM SEAT PST402

PRODUCT DIMENSIONS	HEIGHT	800 mm	LENGTH	1800 mm	WIDTH	375 mm	WEIGHT	60 Kg	CAPACITY		SEAT HEIGHT	460 mm	OTHER	
--------------------	--------	--------	--------	---------	-------	--------	--------	-------	----------	--	-------------	--------	-------	--

FIXING OPTION	Direct Embedment/Root Fix	A	
	Below Finished Grade Base Fix	B	
	Surface Mount	C	<input checked="" type="checkbox"/>
	Plinth Mount - Buff Exposed Aggregate	D-BEA	
	Plinth Mount - Buff Granite	D-BG	
	Plinth Mount - Grey Granite	D-GG	
	Free Standing	FS	<input checked="" type="checkbox"/>
	Free Standing with Base Weight	FS-BW	
	Wall Mount	WM	
	Non Standard	NS	
To BREEAM Standard	B06/B08		

SLAT MATERIAL	Treated Redwood Class 3 Unstained	TRC3	
	Treated Redwood Class 3 Stained Dark Oak	TRC3-DO	
	Treated Redwood Class 4 Unstained	TRC4	
	Treated Redwood Class 4 Stained Dark Oak	TRC4-DO	
	Treated Softwood Unstained	TS	
	Douglas Fir	DF	
	FSC Hardwood Iroko	HI	
	Recycled Plastic - Black	RP-BK	<input checked="" type="checkbox"/>
	Recycled Plastic - Grey	RP-GY	<input checked="" type="checkbox"/>
	Recycled Plastic - Green	RP-GN	<input checked="" type="checkbox"/>
Recycled Plastic - Brown	RP-BR	<input checked="" type="checkbox"/>	

METAL FINISH	Aluminium Powder Coated	APC	
	Galvanised	GL	
	Galvanised and Powder Coated	GPC	
	Zinc Plated and Powder Coated	PPC	
	Stainless Steel	SS-304/316	

TOP TYPE	Apex Top	AT	
	Chamfer Top	CT	
	Dome Top	DT	
	Flat Top	FT	
	Open Top	OT	
Slant Top	ST		

CONCRETE COLOUR	Concrete Colour - Light Grey	LG	
	Concrete Colour - White	WT	
	Concrete Colour - Buff	BF	
	Concrete Colour - Black	BK	
	Concrete Colour - Red	RD	
	Concrete Colour - Standard Grey	SG	
	Concrete Colour - Non Standard	NS	
	Concrete Colour - Custom		

FINISH	Concrete Finish - Dressed Finish	DS	
	Concrete Finish - Satin Shine	SH	
	Concrete Finish - Deluxe Polish (top)	DP	
	Concrete Finish - Textured Finish	TF	