

PEWSHAM SEAT

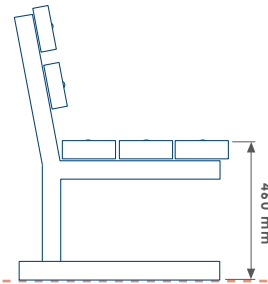
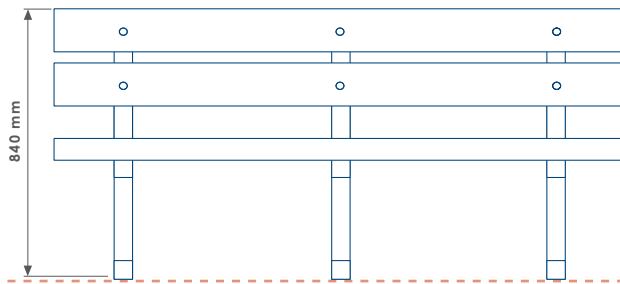
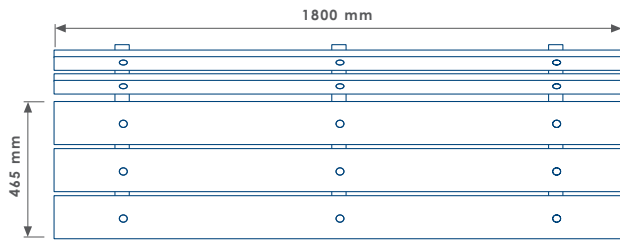
PST401



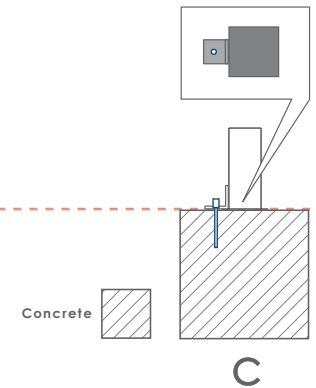
PST401/FS/RP-BK/GPC

EXTERNAL FURNITURE SOLUTIONS

LANGLEYDESIGN



FINISHED GRADE



CODING METHOD				
PRODUCT CODE	FIXING METHOD	SLAT MATERIAL	METAL FINISH	OTHER
PST401	FS	RP-BK	GPC	

* Technical drawings not to scale

NOTE-

- Site Engineer to determine suitable fixing method.
- Fixing bolts by others - 12 mm dia. holes (use M10/12 bolts).
- Size of concrete foundation to be determined on site taking ground conditions into account (minimum size 450 mm x 450 mm x 450 mm).
- More Recycled Plastic colours are also available.

PEWSHAM SEAT PST401

PRODUCT DIMENSIONS	HEIGHT	840 mm	LENGTH	1800 mm	WIDTH	465 mm	WEIGHT	75 Kg	CAPACITY		SEAT HEIGHT	460 mm	OTHER	
--------------------	--------	--------	--------	---------	-------	--------	--------	-------	----------	--	-------------	--------	-------	--

FIXING OPTION	Direct Embedment/Root Fix	A	
	Below Finished Grade Base Fix	B	
	Surface Mount	C	<input checked="" type="checkbox"/>
	Plinth Mount - Buff Exposed Aggregate	D-BEA	
	Plinth Mount - Buff Granite	D-BG	
	Plinth Mount - Grey Granite	D-GG	
	Free Standing	FS	<input checked="" type="checkbox"/>
	Free Standing with Base Weight	FS-BW	
	Wall Mount	WM	
	Non Standard	NS	
To BREEAM Standard	B06/B08		

SLAT MATERIAL	Treated Redwood Class 3 Unstained	TRC3	
	Treated Redwood Class 3 Stained Dark Oak	TRC3-DO	
	Treated Redwood Class 4 Unstained	TRC4	
	Treated Redwood Class 4 Stained Dark Oak	TRC4-DO	
	Treated Softwood Unstained	TS	
	Douglas Fir	DF	
	FSC Hardwood Iroko	HI	
	Recycled Plastic - Black	RP-BK	<input checked="" type="checkbox"/>
	Recycled Plastic - Grey	RP-GY	<input checked="" type="checkbox"/>
	Recycled Plastic - Green	RP-GN	<input checked="" type="checkbox"/>
Recycled Plastic - Brown	RP-BR	<input checked="" type="checkbox"/>	

METAL FINISH	Aluminium Powder Coated	APC	
	Galvanised	GL	<input checked="" type="checkbox"/>
	Galvanised and Powder Coated	GPC	<input checked="" type="checkbox"/>
	Zinc Plated and Powder Coated	PPC	
	Stainless Steel	SS-304/316	
TOP TYPE	Apex Top	AT	
	Chamfer Top	CT	
	Dome Top	DT	
	Flat Top	FT	
	Open Top	OT	
Slant Top	ST		

CONCRETE COLOUR	Concrete Colour - Light Grey	LG	
	Concrete Colour - White	WT	
	Concrete Colour - Buff	BF	
	Concrete Colour - Black	BK	
	Concrete Colour - Red	RD	
	Concrete Colour - Standard Grey	SG	
	Concrete Colour - Non Standard	NS	
	Concrete Finish - Dressed Finish	DS	
	Concrete Finish - Satin Shine	SH	
FINISH	Concrete Finish - Deluxe Polish (top)	DP	
	Concrete Finish - Textured Finish	TF	