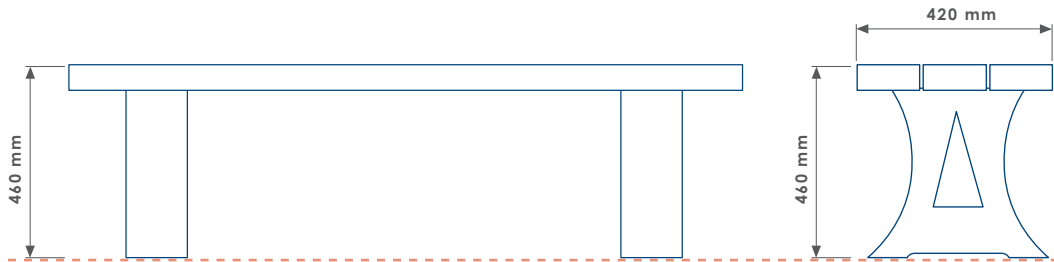
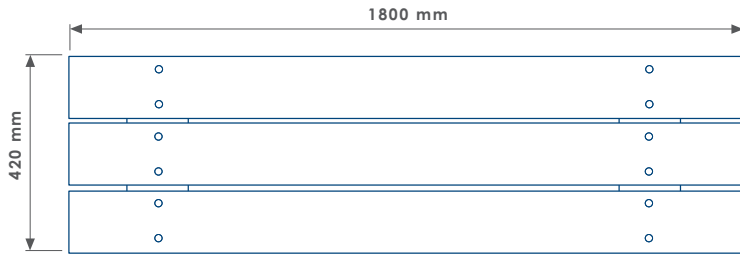
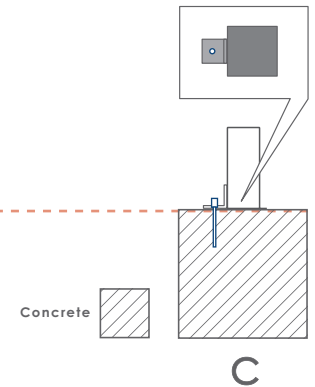




PBN430/FS/RP-BK



FINISHED GRADE



CODING METHOD				
PRODUCT CODE	FIXING METHOD	SLAT MATERIAL	METAL FINISH	OTHER
PBN430	FS	RP-BK		

\* Technical drawings not to scale

**NOTE-**

- Site Engineer to determine suitable fixing method.
- Fixing bolts by others - 12 mm dia. holes (use M10/12 bolts).
- Size of concrete foundation to be determined on site taking ground conditions into account (minimum size 450 mm x 450 mm x 450 mm).
- More Recycled Plastic colours are also available.

# PEWSHAM BENCH PBN430

PRODUCT DIMENSIONS	HEIGHT	460 mm	LENGTH	1800 mm	WIDTH	420 mm	WEIGHT	49 Kg	CAPACITY		SEAT HEIGHT		OTHER	
--------------------	--------	--------	--------	---------	-------	--------	--------	-------	----------	--	-------------	--	-------	--

FIXING OPTION	Direct Embedment/Root Fix	A	
	Below Finished Grade Base Fix	B	
	Surface Mount	C	<input checked="" type="checkbox"/>
	Plinth Mount - Buff Exposed Aggregate	D-BEA	
	Plinth Mount - Buff Granite	D-BG	
	Plinth Mount - Grey Granite	D-GG	
	Free Standing	FS	<input checked="" type="checkbox"/>
	Free Standing with Base Weight	FS-BW	
	Wall Mount	WM	
	Non Standard	NS	
To BREEAM Standard	B06/B08		

SLAT MATERIAL	Treated Redwood Class 3 Unstained	TRC3	
	Treated Redwood Class 3 Stained Dark Oak	TRC3-DO	
	Treated Redwood Class 4 Unstained	TRC4	
	Treated Redwood Class 4 Stained Dark Oak	TRC4-DO	
	Treated Softwood Unstained	TS	
	Douglas Fir	DF	
	FSC Hardwood Iroko	HI	
	Recycled Plastic - Black	RP-BK	<input checked="" type="checkbox"/>
	Recycled Plastic - Grey	RP-GY	<input checked="" type="checkbox"/>
	Recycled Plastic - Green	RP-GN	<input checked="" type="checkbox"/>
Recycled Plastic - Brown	RP-BR	<input checked="" type="checkbox"/>	

METAL FINISH	Aluminium Powder Coated	APC		
	Galvanised	GL		
	Galvanised and Powder Coated	GPC		
	Zinc Plated and Powder Coated	PPC		
	Stainless Steel	SS-304/316		
	TOP TYPE	Apex Top	AT	
		Chamfer Top	CT	
		Dome Top	DT	
		Flat Top	FT	
		Open Top	OT	
Slant Top		ST		

CONCRETE COLOUR	Concrete Colour - Light Grey	LG		
	Concrete Colour - White	WT		
	Concrete Colour - Buff	BF		
	Concrete Colour - Black	BK		
	Concrete Colour - Red	RD		
	Concrete Colour - Standard Grey	SG		
	Concrete Colour - Non Standard	NS		
	FINISH	Concrete Finish - Dressed Finish	DS	
		Concrete Finish - Satin Shine	SH	
Concrete Finish - Deluxe Polish (top)		DP		
Concrete Finish - Textured Finish	TF			