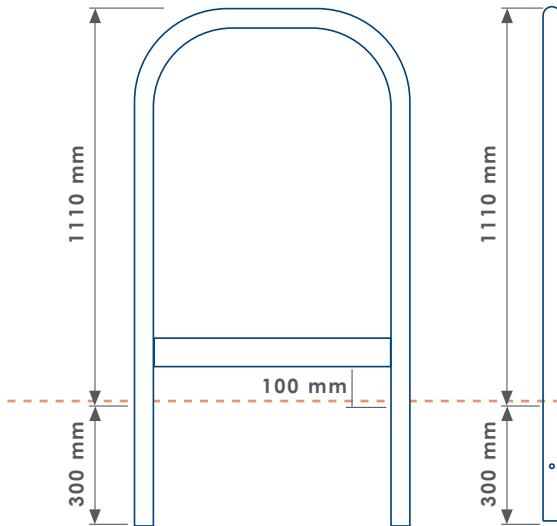





MDB203/A/SS-304



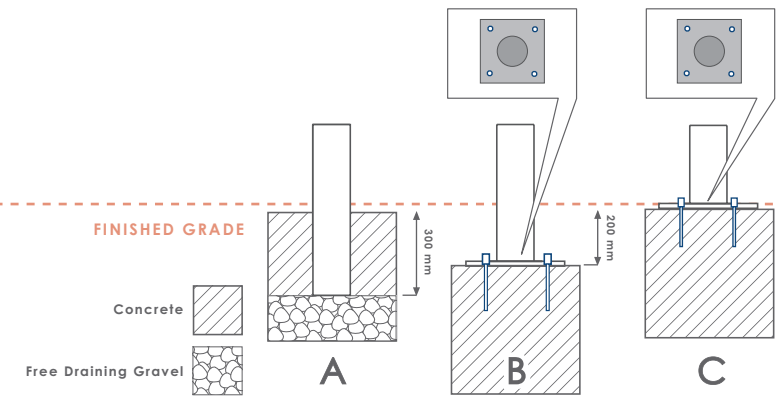
CODING METHOD

PRODUCT CODE	FIXING METHOD	SLAT MATERIAL	METAL FINISH	TOP TYPE
MDB203	A		SS-304	

* Technical drawings not to scale

NOTE-

- Site Engineer to determine suitable fixing method.
- Fixing bolts by others - 12 mm dia. holes (use M10 bolts).
- Size of concrete foundation and concrete mix to be determined on site taking ground conditions into account (Suggested minimum size 450 mm x 450 mm x 450 mm).



MALFORD DOOR BARRIER MDB203

PRODUCT DIMENSIONS	HEIGHT	1110 mm	LENGTH	760 mm	WIDTH	48 mm	WEIGHT	9 Kg	CAPACITY	SEAT HEIGHT	OVERALL HEIGHT	1410 mm
--------------------	--------	---------	--------	--------	-------	-------	--------	------	----------	-------------	----------------	---------

FIXING OPTION	Direct Embedment/Root Fix	A	<input checked="" type="checkbox"/>	SLAT MATERIAL	Treated Redwood Class 3 Unstained	TRC3	<input type="checkbox"/>	METAL FINISH	Aluminium	AL	<input type="checkbox"/>	CONCRETE COLOUR	Concrete Colour - Light Grey	LG	<input type="checkbox"/>
	Below Finished Grade Base Fix	B	<input checked="" type="checkbox"/>		Treated Redwood Class 3 Stained Dark Oak	TRC3-DO	<input type="checkbox"/>		Galvanised	GL	<input checked="" type="checkbox"/>		Concrete Colour - White	WT	<input type="checkbox"/>
	Surface Mount	C	<input checked="" type="checkbox"/>		Treated Redwood Class 4 Unstained	TRC4	<input type="checkbox"/>		Galvanised and Powder Coated	GPC	<input checked="" type="checkbox"/>		Concrete Colour - Buff	BF	<input type="checkbox"/>
	Plinth Mount - Buff Exposed Aggregate	D-BEA	<input type="checkbox"/>		Treated Redwood Class 4 Stained Dark Oak	TRC4-DO	<input type="checkbox"/>		Zinc Plated and Powder Coated	PPC	<input type="checkbox"/>		Concrete Colour - Black	BK	<input type="checkbox"/>
	Plinth Mount - Buff Granite	D-BG	<input type="checkbox"/>		Treated Softwood Unstained	TS	<input type="checkbox"/>		Stainless Steel	SS-304/316	<input checked="" type="checkbox"/>		Concrete Colour - Red	RD	<input type="checkbox"/>
	Plinth Mount - Grey Granite	D-GG	<input type="checkbox"/>		Douglas Fir	DF	<input type="checkbox"/>		Apex Top	AT	<input type="checkbox"/>		Concrete Colour - Standard Grey	SG	<input type="checkbox"/>
	Free Standing	FS	<input type="checkbox"/>		FSC Hardwood Iroko	HI	<input type="checkbox"/>		Chamfer Top	CT	<input type="checkbox"/>		Concrete Colour - Non Standard	NS	<input type="checkbox"/>
	Free Standing with Base Weight	FS-BW	<input type="checkbox"/>		Recycled Plastic - Black	RP-BK	<input type="checkbox"/>		Dome Top	DT	<input type="checkbox"/>		Concrete Finish - Dressed Finish	DS	<input type="checkbox"/>
	Wall Mount	WM	<input type="checkbox"/>		Recycled Plastic - Grey	RP-GY	<input type="checkbox"/>		Flat Top	FT	<input type="checkbox"/>		Concrete Finish - Satin Shine	SH	<input type="checkbox"/>
	Non Standard	NS	<input type="checkbox"/>		Recycled Plastic - Green	RP-GN	<input type="checkbox"/>		Open Top	OT	<input type="checkbox"/>		Concrete Finish - Deluxe Polish (top)	DP	<input type="checkbox"/>
	To BREEAM Standard	B06/B08	<input type="checkbox"/>		Recycled Plastic - Brown	RP-BR	<input type="checkbox"/>		Slant Top	ST	<input type="checkbox"/>		Concrete Finish - Textured Finish	TF	<input type="checkbox"/>