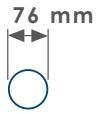
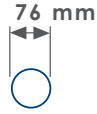




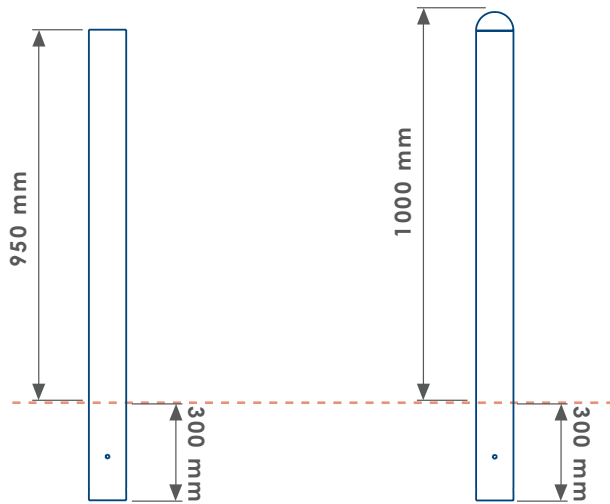
MBD200/A/GL/FT



FLAT TOP (FT)



DOME TOP (DT)



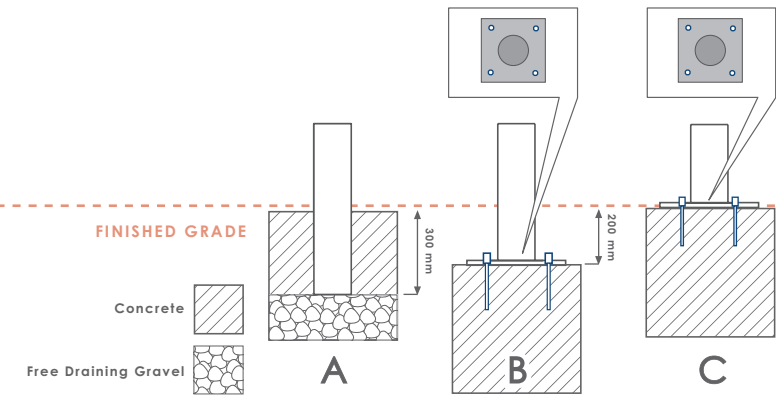
CODING METHOD

PRODUCT CODE	FIXING METHOD	SLAT MATERIAL	METAL FINISH	TOP TYPE
MBD200	A		GL	FT

* Technical drawings not to scale

NOTE-

- Site Engineer to determine suitable fixing method.
- Fixing bolts by others - 12 mm dia. holes (use M10 bolts).
- Size of concrete foundation and concrete mix to be determined on site taking ground conditions into account (Suggested minimum size 450 mm x 450 mm x 450 mm).



MALFORD BOLLARD MBD200

PRODUCT DIMENSIONS	HEIGHT	950 mm	LENGTH	76 mm	WIDTH	76 mm	WEIGHT	8 Kg	CAPACITY		SEAT HEIGHT		HEIGHT WITH DOME TOP	1000 mm
---------------------------	--------	--------	--------	-------	-------	-------	--------	------	----------	--	-------------	--	----------------------	---------

FIXING OPTION	Direct Embedment/Root Fix	A	<input checked="" type="checkbox"/>
	Below Finished Grade Base Fix	B	<input checked="" type="checkbox"/>
	Surface Mount	C	<input checked="" type="checkbox"/>
	Plinth Mount - Buff Exposed Aggregate	D-BEA	
	Plinth Mount - Buff Granite	D-BG	
	Plinth Mount - Grey Granite	D-GG	
	Free Standing	FS	
	Free Standing with Base Weight	FS-BW	
	Wall Mount	WM	
	Non Standard	NS	
To BREEAM Standard	B06/B08		

SLAT MATERIAL	Treated Redwood Class 3 Unstained	TRC3	
	Treated Redwood Class 3 Stained Dark Oak	TRC3-DO	
	Treated Redwood Class 4 Unstained	TRC4	
	Treated Redwood Class 4 Stained Dark Oak	TRC4-DO	
	Treated Softwood Unstained	TS	
	Douglas Fir	DF	
	FSC Hardwood Iroko	HI	
	Recycled Plastic - Black	RP-BK	
	Recycled Plastic - Grey	RP-GY	
	Recycled Plastic - Green	RP-GN	
Recycled Plastic - Brown	RP-BR		

METAL FINISH	Aluminium Powder Coated	APC	
	Galvanised	GL	<input checked="" type="checkbox"/>
	Galvanised and Powder Coated	GPC	<input checked="" type="checkbox"/>
	Zinc Plated and Powder Coated	PPC	
	Stainless Steel	SS-304/316	
	TOP TYPE	Apex Top	AT
Chamfer Top	CT		
Dome Top	DT	<input checked="" type="checkbox"/>	
Flat Top	FT	<input checked="" type="checkbox"/>	
Open Top	OT		
Slant Top	ST		

CONCRETE COLOUR	Concrete Colour - Light Grey	LG	
	Concrete Colour - White	WT	
	Concrete Colour - Buff	BF	
	Concrete Colour - Black	BK	
	Concrete Colour - Red	RD	
	Concrete Colour - Standard Grey	SG	
	Concrete Colour - Non Standard	NS	
	CONCRETE FINISH	Concrete Finish - Dressed Finish	DS
Concrete Finish - Satin Shine	SH		
Concrete Finish - Deluxe Polish (top)	DP		
Concrete Finish - Textured Finish	TF		