

# SHELDON WALL MOUNTED BENCH

## SBN308-450

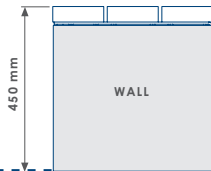
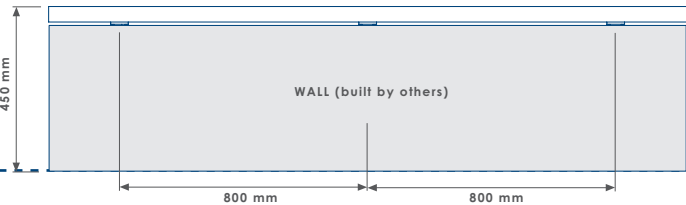
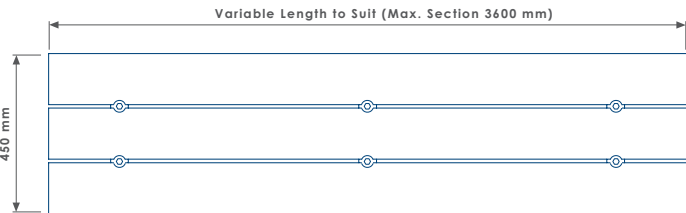


SBN308-450/WM/RP/GL

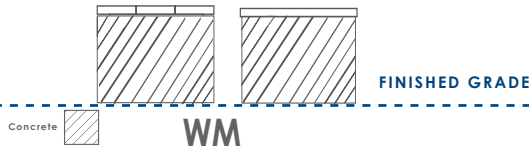


### NOTES

- Site Engineer to determine suitable fixing method.
- Fixing bolts by others - 12 mm dia. holes (use M10 bolts).
- Size of concrete foundation and concrete mix to be determined on site taking ground conditions into account.
- All products are made to order. This bench can be customized to have bespoke lengths and widths.
- Construction of wall is to be capable of taking bench load.
- Maximum section length on wall mounted benches is 3600mm.



### FIXING OPTIONS



### PRODUCT DIMENSIONS

LENGTH: Various	WIDTH: 450 mm	HEIGHT: 450 mm	WEIGHT: 35kg
-----------------	---------------	----------------	--------------



### PRODUCT FINISHES

**FIXING OPTIONS:** Wall Mount (WM)  
**SLAT MATERIALS:** Treated Redwood Class 3 (TRC3) - Treated Redwood Class 4 (TRC4) - Hardwood Iroko (HI) - Douglas Fir (DF) - Recycled Plastic (RP)  
**METAL FINISHES:** Galvanised (GL) - Galvanised and Powder Coated (GPC) - Stainless Steel (SS)